

Indicators of Teaching Effectiveness (CAEP 4.2) Initial and Advanced Licensure

The Employer ratings provided by the state of Illinois are used as an indicator of teaching effectiveness. These ratings are gathered from the Illinois State Board of Education Survey of Demonstrated Teaching Skills. The state of Illinois collects data on the effectiveness of teachers.

The results of the survey indicate that 100% of CUC graduate-level prepared teachers rated were found to be either proficient or excellent for 2022 and 2023. In 2022, 97% of CUC undergraduate-level prepared teachers were rated as proficient or excellent. It appears that not all data is reported for the 2023 CUC undergraduate-level prepared teachers with n=18. Of the records available, 89% of CUC undergraduate-level prepared teachers were rated as proficient or excellent. As of 4/29/2026, this is the most current data available through ISBE. As an ISBE-approved higher education institution, we continually monitor and analyze all relevant information when ISBE makes it available.

2022

Undergraduate Initial Licensure Programs

- 61.2% Proficient n=41
- 35.8% Excellent n=24
- 3.0% Needs improvement n=2

Graduate Initial Licensure Programs

- 45.9% Proficient n=17
- 54.1% Excellent n=20
- 0% Needs improvement n=0

Average Rating 2022 (4-point scale)

Undergraduate 3.07

Graduate 3.54

2023

Undergraduate Initial Licensure Programs

- 83.3% Proficient n=15
- 5.6% Excellent n=1
- 11.1% Needs improvement n=2

Graduate Initial Licensure Programs

- 37.5% Proficient n=9
- 62.5% Excellent n=15
- 0% Needs improvement n=0

Average Rating 2023 (4-point scale)

Undergraduate 2.94

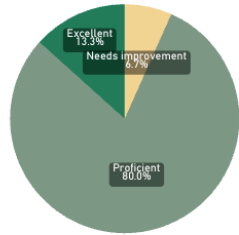
Graduate 3.63

Demonstrated Teaching Skills

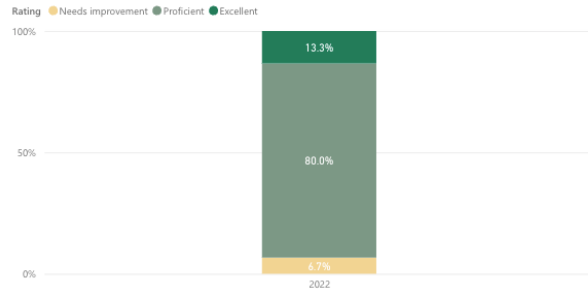


Program Year: 2022 | Institution: All | Program Level: Undergraduate | Program Category: Teaching

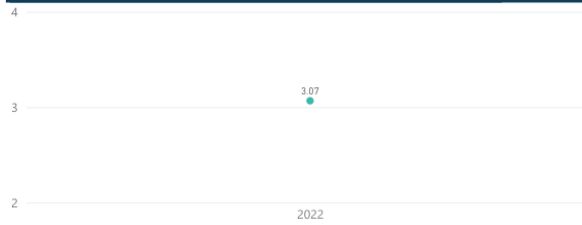
Most Recent Evaluation Rating Mix



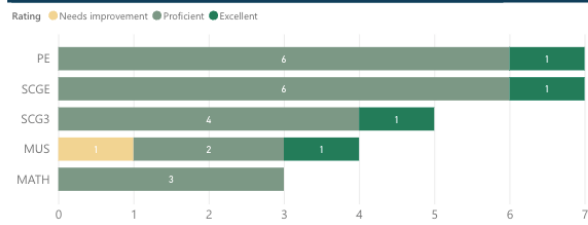
Most Recent Evaluation Rating Mix by Completer Year



Average Rating of Most Recent Evaluation by Completer Year



Top 5 Programs by Most Recent Evaluation Count

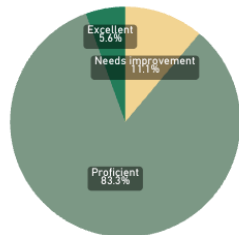


Demonstrated Teaching Skills

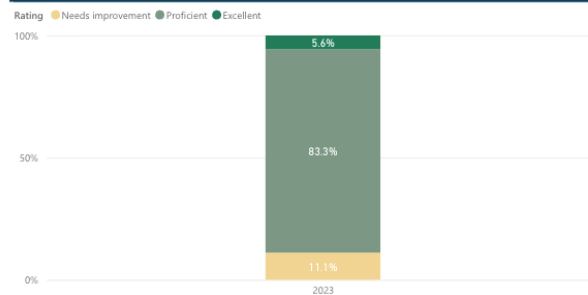


Program Year: 2023 | Institution: All | Program Level: Undergraduate | Program Category: Teaching

Most Recent Evaluation Rating Mix



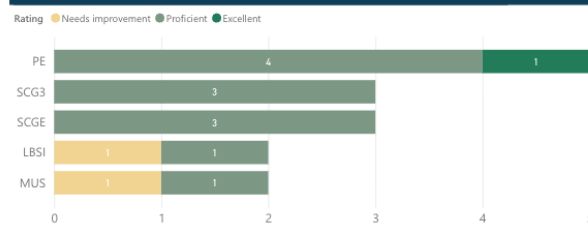
Most Recent Evaluation Rating Mix by Completer Year



Average Rating of Most Recent Evaluation by Completer Year



Top 5 Programs by Most Recent Evaluation Count

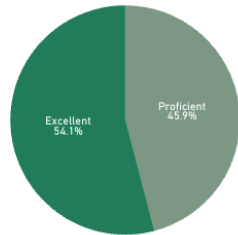


Demonstrated Teaching Skills

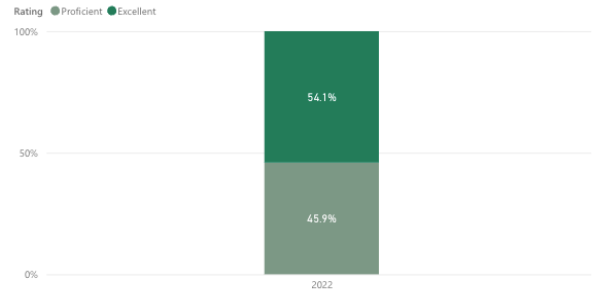


Program Year: 2022 | Institution: All | Program Level: Graduate | Post-Bacc | Program Category: Teaching

Most Recent Evaluation Rating Mix



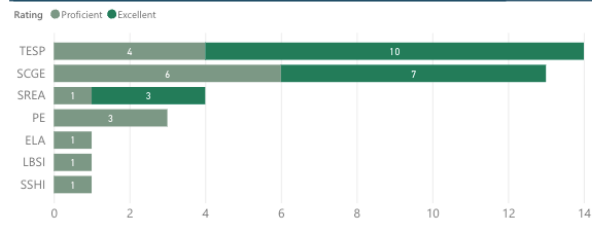
Most Recent Evaluation Rating Mix by Completer Year



Average Rating of Most Recent Evaluation by Completer Year



Top 5 Programs by Most Recent Evaluation Count

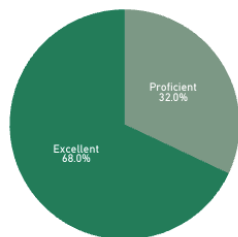


Demonstrated Teaching Skills

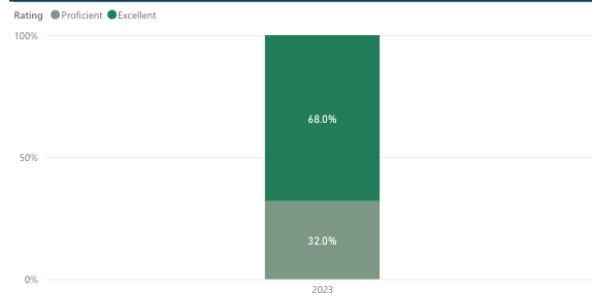


Program Year: 2023 | Institution: All | Program Level: Graduate | Post-Bacc | Program Category: Teaching

Most Recent Evaluation Rating Mix



Most Recent Evaluation Rating Mix by Completer Year



Average Rating of Most Recent Evaluation by Completer Year



Top 5 Programs by Most Recent Evaluation Count

