

Indicators of Teaching Effectiveness (CAEP 4.2) Initial

The Employer ratings provided by the state of Illinois, are used as an indicator of teaching effectiveness. These ratings are gathered from The Illinois State Board of Education Survey of Demonstrated Teaching Skills. The state of Illinois collects data on the effectiveness of teachers.

This is the most current data available through ISBE as of 4/29/2025. As an ISBE-approved higher education institution we continually monitor and analyze all relevant information when ISBE makes it available.

2021

Undergraduate Initial Licensure Programs

- 84.8% Proficient n=28
- 9.1% Excellent n=3
- 6.1% Needs improvement n=2

Graduate Initial Licensure Programs

- 35.3% Proficient n=12
- 61.8% Excellent n=21
- 2.9% Needs improvement n=1

2022

Undergraduate Initial Licensure Programs

- 89.5% Proficient n=17
- 5.3% Excellent n=1
- 5.3% Needs improvement n=1

Graduate Initial Licensure Programs

- 36.7% Proficient n=11
- 60.0% Excellent n=18
- 3.3% Needs improvement n=1

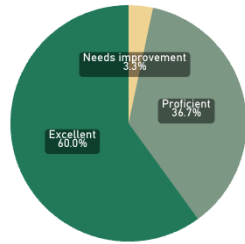
Average Rating of the Most Recent Evaluation (2022, 4 point scale)

Undergraduate 3.0

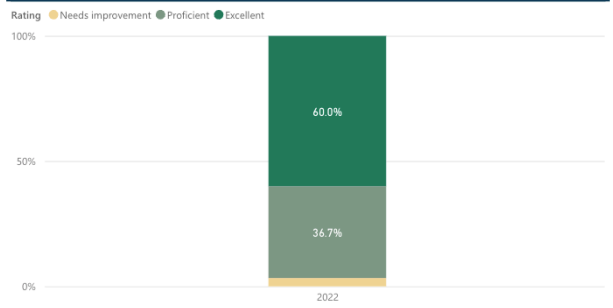
Graduate 3.57

Program Year: 2022 | Institution: Concordia University | Program Level: Graduate | Post-Bacc > | Program Category: Teaching

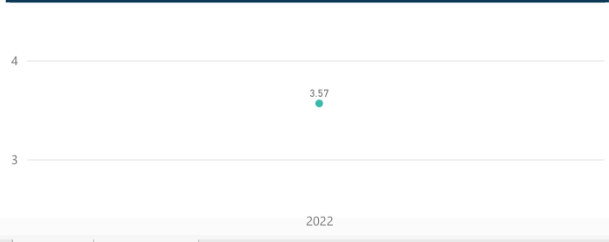
Most Recent Evaluation Rating Mix



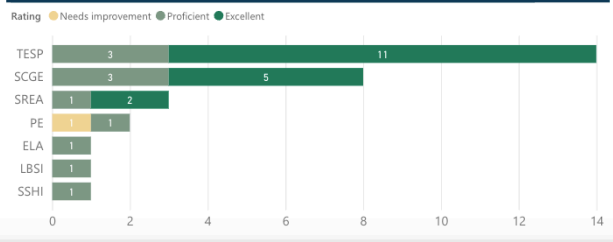
Most Recent Evaluation Rating Mix by Completer Year



Average Rating of Most Recent Evaluation by Completer Year

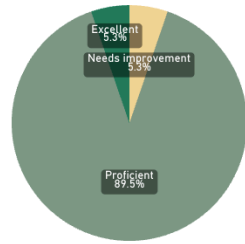


Top 5 Programs by Most Recent Evaluation Count

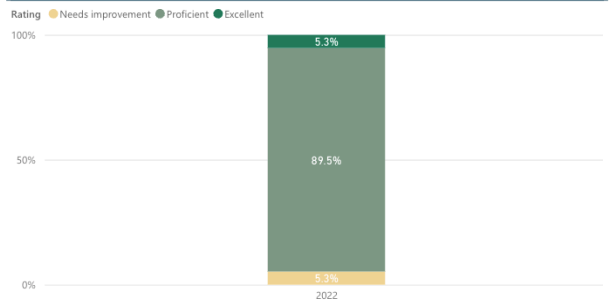


Program Year: 2022 | Institution: Concordia University | Program Level: Post-Bacc | Undergraduate | Program Category: Teaching

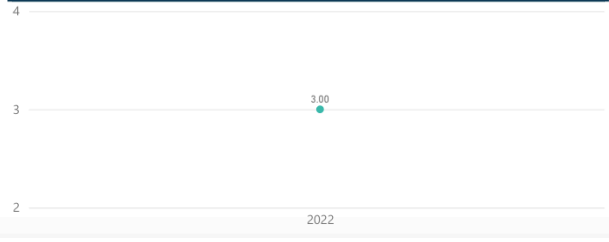
Most Recent Evaluation Rating Mix



Most Recent Evaluation Rating Mix by Completer Year



Average Rating of Most Recent Evaluation by Completer Year



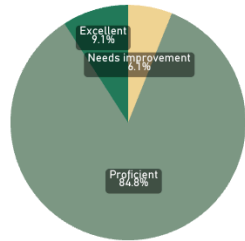
Top 5 Programs by Most Recent Evaluation Count



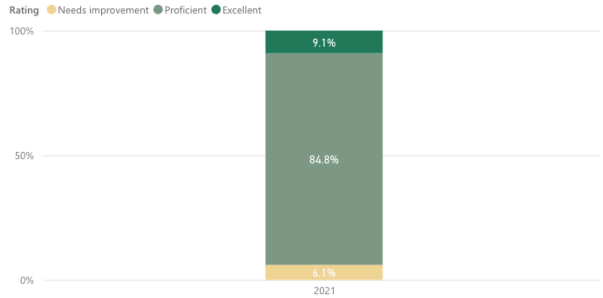
Program Year: 2021
 Institution: Concordia University

Program Level: Undergraduate
 Program Category: Teaching

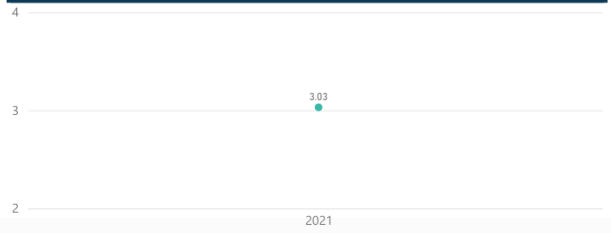
Most Recent Evaluation Rating Mix



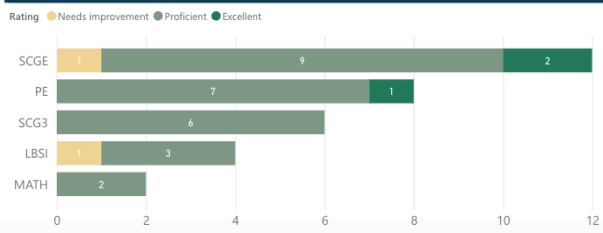
Most Recent Evaluation Rating Mix by Completer Year



Average Rating of Most Recent Evaluation by Completer Year



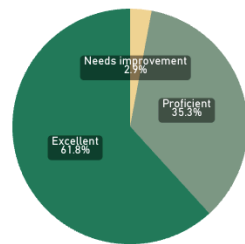
Top 5 Programs by Most Recent Evaluation Count



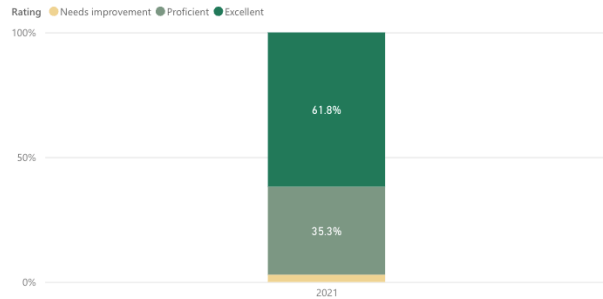
Program Year: 2021
 Institution: Concordia University

Program Level: Graduate
 Program Category: Teaching

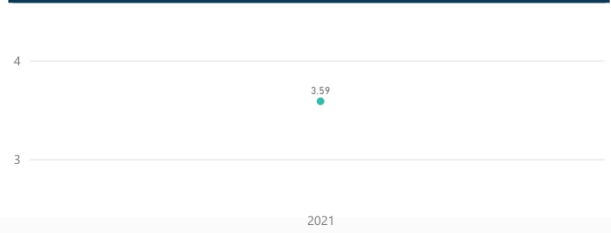
Most Recent Evaluation Rating Mix



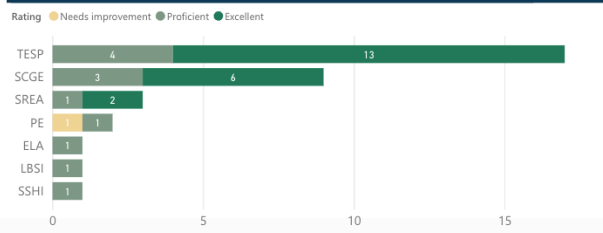
Most Recent Evaluation Rating Mix by Completer Year



Average Rating of Most Recent Evaluation by Completer Year



Top 5 Programs by Most Recent Evaluation Count



**Measure 2 (Initial and Advanced): Satisfaction of employers and stakeholder involvement.
(R4.2, R5.3, RA4.1)**

In March of 2025, the EPP conducted the Concordia University Chicago Graduate Employer Evaluation Survey that was sent to 59 principals of public and private schools where CoE graduates are currently employed. The current employment status was verified for all graduates. Most of the graduates on our current list completed their degree in 2021. 26 (44%) respondents filled out the survey. The 20 questions were constructed based on three frameworks: Danielson's framework for teaching evaluation instrument (2013), Marzano's art and science of teaching framework (2011), and The Consortium for Research on Emotional Intelligence in Organizations (2022) resources on emotional intelligence. Given the overlap between the indicators in Danielson's and Marzano's frameworks, we formulated nine survey questions based on Danielson and three questions based on Marzano, as Danielson's indicators seemed more encompassing of what we aimed to capture. We included eight survey questions on emotional intelligence as they aligned well with the dispositions required for a teaching profession: values, actions, attitudes, and beliefs. The rating scale was from 1-5, where one indicates strong disagreement and five strong agreement.

These are the survey questions that correspond with the Danielson's framework. The items are ordered based on the mean value:

#14 Insists on doing what is fair and ethical even when it is not easy. Mean = 4.46

#8 Fosters a culture of learning in their classroom. Mean = 4.42

#11 Collaborates with students, families, colleagues, and community members to ensure student growth. Mean = 4.38

#5 Uses technology to support student learning. Mean = 4.35

#6 Uses multiple methods of assessment to monitor student progress. Mean = 4.23

#19 Communicates clearly, effectively, and without judgment. Mean =4.18

#1 Shows a deep understanding of the content knowledge required for their field of educational specialization. Mean = 4.15

#3 Incorporates varied instructional strategies appropriate to academic goals. Mean = 4.08

#2 Designs and implements developmentally appropriate learning experiences for student mastery. Mean = 4.0

#20 Extends their influence beyond their classrooms by leading and contributing to school events, projects, and initiatives. Mean = 3.89

These are the survey questions that correspond with the Marzano's framework. The items are ordered based on the mean value:

7 Recognizes adherence to rules and procedures. Mean = 4.54

10 Celebrates success by providing students with recognition for their achievements, progress, and effort. Mean = 4.54

#4 When appropriate (as opposed to routinely) designs homework to deepen students' knowledge of informational content or, practice a skill, strategy, or process. Mean = 3.85

These are the survey questions corresponding with the research on emotional intelligence. The items are ordered based on the mean value:

#17 Appreciates and relates well to people from varied backgrounds. Mean = 4.61

#16 Is sensitive to and respect others' point of view. Mean = 4.54

#13 Is open for feedback from others. Mean = 4.50

#15 Handles change well and remains flexible when facing obstacles. Mean =4.31

#12 Understands how their personal strengths and weaknesses affect their behavior and performance. Mean = 4.11

#18 Understands the bigger context of political forces that impact their school. Mean = 3.97

In alignment with the model set forth by the Concordia University Chicago Graduate Employer Evaluation Survey targeted at Initial Licensure satisfaction, Advanced Licensure Programs plan to modify and implement a similar survey to determine the level of employer satisfaction with Advanced Licensure graduates. With our fourth Leadership Consortium now completed, we continue to work with school leaders (principals, district leaders, school board members, and superintendents) from the Chicagoland area in our Leadership Consortium Meetings in the Fall and Spring of each year. In addition to the progress we have made to involve our stakeholders, we will also ask for their perception of how well prepared they feel our graduates are to serve their local school districts. In our most current Leadership Consortium (April 2025), we asked our stakeholders to evaluate and offer feedback for improvement on the first course of the Principal Preparation Program and the first course in the Superintendent program. We received valuable feedback that will be incorporated into a refresh of the courses in each program, and we will continue to go through the remainder of our courses at our future meetings. By sharing our syllabi and resources for teaching these courses and allowing their voice to be heard regarding the relevance of our teaching to the real world of school leadership, we are

receiving feedback that extends beyond the perception of the quality of CUC graduates alone but also reaches out holistically to receive the perception of the employers from the districts that serve the Chicagoland area. This effort will facilitate better alignment of our coursework to match the needs of their districts, thereby improving the satisfaction of both our students and employers. In another effort to include stakeholders and their satisfaction of our programs, Advanced programs are in the beginning phases of creating an Alumni Group for CUC graduates. This is the first attempt to include CUC Alumni for the Advanced Licensure programs. It is our goal that this venue will allow for leadership opportunities, networking, and feedback about our programs from the CUC graduate. This is scheduled to begin in Fall 2025.

CUC edTPA Scores

College of Education, Concordia University Chicago

edTPA Scores recorded for the report period Academic Year 23-24

Series	TestCode	Description	CUC N	CUC Mean	State Mean	National Mean
ETPA	01	Elementary Literacy	9	45.56	46.4	42.6
ETPA	02	Elementary Mathematics	1	43.00		41.9
ETPA	03	Secondary English-Language Art	3	48.67	46.3	45.2
ETPA	05	Secondary Mathematics	2	40.00	37.1	38.8
ETPA	11	K-12 Physical Education	6	39.50	39.6	38.3
ETPA	12	Special Education	1	43.00	42.6	42.5
ETPA	14	Early Childhood	2	42.00		41.3
ETPA	15	Visual Arts	1	55.00		50.1
ETPA	16	Mid Childhood Mathematics	2	47.50		43.3
ETPA	17	Mid Childhood Science	1	66.00		44.6
ETPA	18	Mid Childhood English-Lang Art	2	47.00		45.0
ETPA	19	Mid Childhood Hist/Soc Studies	1	52.00		45.7
ETPA	20	World Language	2	38.00		34.1

ILTS Content Area Scores

College of Education, Concordia University Chicago

Initial Licensure Scores recorded for the report period, Academic Year 23-24

Year	TestCode	TestDesc	Test Pass	Test Takers	Mean	Pass Rate
2024	IL056	TLP - Spanish	1	1	285.00	100%
2024	IL144	Physical Education	2	2	241.50	100%
2024	IL198	Mathematics	0	1	188.00	0%
2024	IL201	Middle Grades 5-8 LanguageArts	7	7	252.71	100%
2024	IL202	Middle Grades 5-8 Mathematics	4	4	276.25	100%
2024	IL203	Middle Grades Science	2	2	275.00	100%
2024	IL204	Middle Grades 5-8 Social Scien	4	4	255.50	100%
2024	IL206	Early Childhood Education	4	4	251.75	100%
2024	IL207	English Language Arts	4	4	267.00	100%
2024	IL208	Mathematics	4	4	257.75	100%
2024	IL211	Health Education	2	2	241.00	100%
2024	IL212	Music	5	5	272.00	100%
2024	IL213	Physical Education	17	17	253.76	100%
2024	IL239	Science: Biology	2	2	254.00	100%
2024	IL246	Social Science: History	1	1	257.00	100%
2024	IL247	Social Science: Political Sci	1	1	268.00	100%
2024	IL248	Social Science: Psychology	1	1	270.00	100%
2024	IL260	Foreign Language: Spanish	2	2	269.50	100%
2024	IL290	Learning Behavior Spec I	3	4	247.25	75%
2024	IL305	Elementary Ed Grades 1 thru 6	17	17	257.59	100%

Advanced Licensure Scores recorded for the report period, Academic Year 23-24

Year	TestCode	TestDesc	Test Pass	Test Takers	Mean	Pass Rate
2024	IL178	Technology Specialist	1	1	253.00	100%
2024	IL180	Director of Special Education	1	1	268.00	100%
2024	IL195	Principal Instruction Leader 1	103	104	264.88	99%
2024	IL196	Principal Instruction Leader 2	101	102	252.73	99%
2024	IL221	Reading Specialist	11	11	255.91	100%

Year	TestCode	TestDesc	Test Pass	Test Takers	Mean	Pass Rate
2024	IL223	Technology Specialist	8	8	243.75	100%
2024	IL224	Chief School Business Official	6	6	248.00	100%
2024	IL225	Superintendent	24	24	264.71	100%
2024	IL234	Director of Spec Ed	2	2	240.00	100%
2024	IL312	Gifted Education	5	5	253.00	100%
2024	OH015	Educational Leadership	19	21	234.14	90%

Count of Concordia University Chicago Undergraduate Completers per IL Public Employer School

Duplicated by Credential Awarded, last 5 years available

IL Public School - Employer	2018	2019	2020	2021	2022	Grand Total
A.E.R.O. Therapeutic Center	1					1
Adolph Link Elem School			1	1		2
Belmont-Cragin Elem School	1	1	1			3
Columbia Central School	1					1
Dr Preston L Williams Jr Elementary School			1	1		2
Dupo Jr High School		1	1			2
Edison Park Elem School		1	1	1		3
Ellis Elementary School	1	1	1			3
Emerson Elem School	2	2	2			6
Everett Dirksen Elementary Sch	1					1
Evergreen Park High School	1	1				2
Glen Crest Middle School	1					1
Grant Elem School		1	1	1	1	4
Guilford High School	1	1				2
Gwendolyn Brooks Middle School		1	1	1		3
Harrison Elem School	2	2	2			6
Henking Elem School		1	1			2
Heritage Middle School	1					1
Hoffman Estates High School		1	1	1		3
Intrinsic 2 Charter High School	2	2	1			5
Irving Middle School	1	1	1			3
J B Conant High School	1	1	1	1		4
J Leigh Elem School	2	2	1			5
J W Robinson Jr Elem School		1	1	1		3
Jefferson High School	1	1				2
Jefferson Middle School	1					1
Jonas E Salk Elem School	1	1	1			3
Karel Havlicek Elem School		1	1			2
Kellogg Elem School		1	1			2
KIPP Chicago Charter School - KIPP One Academy		1	1	1		3
Lincoln Elem School	1	1	1	1		4
Lincoln Elementary School	2					2
Lincoln Park High School	1					1
Little Village Elem School	1	1	1			3
Longfellow Elem School	1	1	1			3
Lotus School	2	2	2			6
McIntosh Elementary		1	1			2
Meadow View Elementary School		1	1	1	1	4
Melrose Park Elem School	1	1				2
Namaste Elem Charter School			1	1	1	3
Naperville North High School	1	1	1			3
New Berlin High School	2	2	2			6
Nichols Middle School	1	1	1			3
Noble St Chtr - Mansueto	1					1
North Elem School		1	1			2
Northwood Middle School				1	1	2
Oak Terrace Elem School	1	1	1			3

Source: Illinois State Board of Education Annual Program Review - Candidate Query; Accessed 11/11/24

Compiled: Concordia University Chicago Office of Institutional Planning and Effectiveness

Count of Concordia University Chicago Undergraduate Completers per IL Public Employer School

Duplicated by Credential Awarded, last 5 years available

IL Public School - Employer	2018	2019	2020	2021	2022	Grand Total
Otis P Graves Elem School	1					1
Passow Elementary School	1					1
Paul Revere Primary School			1	1		2
Percy Julian Middle School	2	3	3	3	3	14
Pershing Elem School		2	2	2		6
Piper School	1					1
Plainfield East High School	1	1	1			3
Plano High School	1	1				2
Portage Park Elem School	1					1
Prairie Knolls Middle Sch			1	1	1	3
Prairie Oak School		3	3	2		8
Prairie View Middle School		2	2			4
Rhodes Elem School			1	1	1	3
Richland Elem School	1					1
Robert Crown School	1					1
Rosemont Elem School	2	2	2			6
S E Gross Middle School	1	1	1			3
Schurz High School	1					1
Springfield Elem School	1	1	1	1		4
Stevenson Middle School	1	1	2	1	1	6
Stone Elem School		1	1	1	1	4
Stowe Elem School	1	1	1			3
Thurgood Marshall Elem School	1					1
Tilton Elem School		1	1	1	1	4
Tri-Point Jr High/Elementary			1	1	1	3
Union Ridge Elem School				1	1	2
Washington Dual Language Academy	1					1
Washington Elem School			1	1	1	3
West Elem School			1	1		2
Westchester Intermediate School		1	1	1		3
Westdale Elem School	1	1	1	1		4
William Hatch Elem School	2	2	2			6
Winston Campus Middle School	2	2	2			6
Grand Total	61	66	69	33	15	244

Count of Concordia University Chicago Graduate Completers per IL Public Employer School

Duplicated by Credential Awarded, last 5 years available

IL Public School - Employer	2018	2019	2020	2021	2022	Grand Total
Abraham Lincoln Elem School	1	1	1			3
Adlai E Stevenson High School	1	2	1			4
Adler Park School	1	1	1			3
Anne Fox Elem School	1					1
Annie Jo Gordon Comm Learning Cntr	1	1	1			3
Antioch Comm High School	1	1				2
Antioch Upper Grade School		1	1			2
Avalon Park Elem School	1		1			2
Azuela Elem School				1	1	2
Barnard Elem Comp Math & Sci Ctr	1	1	1			3
Belding Elem School	1	1	1			3
Blackhawk Middle School			1	1		2
Bloom High School		2	2			4
Bloom Trail High School			1			1
Blue Ridge CUSD 18			1	1	1	3
Bolingbrook High School	1	1	1			3
Boulder Hill Elem School	1	1	1			3
Brooks Middle School		1	1			2
Brunson Math & Sci Specialty Elem			1	1		2
Burnham Elem Inclusive Academy	1	1	1			3
Burr Ridge Middle School			1			1
Carman-Buckner Elem School	1	1	1	1		4
Chicago Vocational Career Acad HS	1	1	1			3
CHSD 117	1	1	1			3
Columbia Explorers Elem Academy			1			1
Comm H S Dist 99 - North H S	1					1
Comm H S Dist 99 - South High Sch	1	1	1			3
Cook Co Juvenile Detention Ctr - York Alternative HS	2	2	2			6
Coolidge Middle School			1	1		2
Crete-Monee High School	1	1	1			3
Cumberland Elem School	1					1
CUSD 300	1	1	1	1		4
CUSD 308				1	1	2
Darien SD 61				1		1
Dawes Elem School				1		1
Deer Path Middle Sch West		1	1			2
Disney II Magnet HS	1					1
Dist 206 Alternative High School			1			1
Dulles Elem School			1			1
Dunbar Vocational Career Acad HS	1	1	1	1	1	5
Dundee-Crown High School	1	1				2
Dunne Technology Acad Elem Sch	2		1	1		4
East High School	1	2	2			5
Elgin High School	2	2	2			6
Elmwood Park High School	1	1	1			3
Erie Elem Charter School	1	1	1	1		4
Evanston Twp High School	1	1	1			3
Evergreen Park High School		1	1			2
Fairview Early Childhood Center	1		1	1	1	4

Source: Illinois State Board of Education Annual Program Review - Candidate Query; Accessed 11/11/24

Compiled: Concordia University Chicago Office of Institutional Planning and Effectiveness

Count of Concordia University Chicago Graduate Completers per IL Public Employer School

Duplicated by Credential Awarded, last 5 years available

IL Public School - Employer	2018	2019	2020	2021	2022	Grand Total
Fairview South Elementary School	1	1	1	1	1	5
Forest Park Individual Ed School	1	1				2
Francis Granger Middle School	1	1	1	1		4
Funston Elem School	1	1	1			3
Geneva Community High School				1		1
Glenbard East High School			1			1
Glenwood Elementary School	1					1
Grand Prairie Elementary School	1	1				2
Grant Community High School	1	1	1			3
Green W Elem School			1			1
Greenview Jr/Sr High School	1	1	1			3
Grimes Elem School			1	1	1	3
H L Richards High Sch(Campus)		1				1
H R McCall Elem School		1	1			2
Harlem Middle School	1	1	1			3
Hawthorn School for Young Learners	1	1	1			3
Hedges Elem School			1			1
Highland Middle School		1	1	1	1	4
Hillcrest High School	1	1	1			3
Hillside Elem School			1			1
Hinsdale Central High School	1		1			2
Hoffman Estates High School		1	1			2
Homewood-Flossmoor High School	1		2	1	1	5
Hononegah CHD High School			1	1	1	3
Illinois School	1	1	1			3
Indian Prairie Elem School			1			1
Indiana Elem School			1	1		2
J B Conant High School			1	1		2
J Sterling Morton East High Sch			1	1		2
J Sterling Morton Freshman Cntr	1	1	1			3
J Sterling Morton West High Sch	3	2	3			8
Jackson Elem School			1			1
Jackson Middle School	1	1				2
Jane Addams Middle School		1	1			2
Johnsburg High School	1	1	1			3
Joliet Central High School	2	2	2			6
Joliet West High School			1	1		2
Jones College Prep High School	1	1	1			3
Julia Lathrop Elem School	1	1	1			3
K D Waldo Middle School	1	1	1			3
Kellar Primary School	1					1
Kennedy Junior High School	1	2	1			4
Kenneth E Neubert Elem School	1					1
Kenwood Academy High School	1	1	1			3
Kerkstra Elem School				1	1	2
Kimball Hill Elem School				1	1	2
Lace Elem School			1	1	1	3
Lake Co High Schools Tech Campus				1	1	2
Lake Park High School	1					1

Source: Illinois State Board of Education Annual Program Review - Candidate Query; Accessed 11/11/24

Compiled: Concordia University Chicago Office of Institutional Planning and Effectiveness

Count of Concordia University Chicago Graduate Completers per IL Public Employer School

Duplicated by Credential Awarded, last 5 years available

IL Public School - Employer	2018	2019	2020	2021	2022	Grand Total
Lake Zurich High School	1	1	1			3
Lara Elem Academy	1	1	1			3
Lavizzo Elem School			1	1	1	3
LEARN 10 Charter School		1	1			2
Lincoln Elem School	1	2	3	2		8
Lincoln Elementary School	1	1	1	1		4
Lisle Jr High School					1	1
Locke A Elem Charter Academy		1	1			2
Lockport Township High Sch East	1	1	1			3
Lombard SD 44					1	1
Lyons Twp High Sch	1	1	1			3
Lyons Twp HSD 204				1	1	2
Maddock Elementary School	1					1
Maercker Elem School	1	1	1			3
Maine East High School	1	1				2
Maine West High School			1	1		2
Mannheim Middle School	1	1	1			3
Manor Hill Elem School				1	1	2
Margaret Mead JHS	1	1	1			3
Marquette Elem School		1	1			2
Marycrest Early Childhood Center	1	1	1			3
Matteson ESD 162			1	1		2
McHenry High School-West Campus	1					1
McKinley Elem School		1	1			2
Metea Valley High School		1	1			2
Millburn Middle School	1	1	1			3
Mokena Jr High School	1	1	1			3
Monee Education Center		1	1			2
Mundelein Cons High School		1				1
Murphy Junior High School	1	1	1			3
Naperville CUSD 203					1	1
Naperville North High School	3	5	6	1	1	16
Nathan Hale Intermediate	1	1	1			3
Nathan Hale Middle School	1	1	1	1	1	5
Navajo Heights Elem School			1			1
Neil Armstrong Elem School		1				1
Neuqua Valley High School	1	1	1			3
Niles West High School	1					1
Noble St Chtr-Muchin College Prep	1	1	1			3
Norridge SD 80				1	1	2
North Elem School			1	1		2
Oak Park & River Forest High Sch			1			1
Oak Ridge Elem School	1	1				2
Ogden Int High School	1	1	1			3
Old Quarry Middle Sch	1	1				2
Orangeville Jr High School		1	1			2
Ortiz De Dominguez Elem School	1	1				2
Oswego East High School	1	1	1	1		4
Passow Elementary School			1	1		2

Count of Concordia University Chicago Graduate Completers per IL Public Employer School

Duplicated by Credential Awarded, last 5 years available

IL Public School - Employer	2018	2019	2020	2021	2022	Grand Total
Pennoyer Elem School			1	1		2
Percy Julian Middle School	1					1
Pleasantdale Middle Sch			1			1
Prairie Children Preschool	1	1	1			3
Prairie Elementary School	1	1	1			3
Pritzker Elem School			1	1		2
Proviso East High School			1	1		2
Proviso West High School	1	1	1			3
Reavis High School	1					1
Rich Township High School	2	2	3	3	2	12
Rich Twp HSD 227					1	1
Riverside Brookfield Twp HS	1	1	2	2		6
Robert Frost JHS	1					1
Rockdale Elem School				1	1	2
Romona Elem School	1	1	1			3
Roosevelt Middle School	1	1	1			3
Round Lake Transition Center		1	1			2
Ruth Bader Ginsburg Elementary			1	1		2
Ruth M Schneider Elem School	1					1
Sam Rotolo Middle Sch	1					1
Sandoval Elem School			1	1		2
Saratoga Elem School			1			1
School of Fine Arts		1	1			2
SD U-46	1	1	1	1	1	5
Senn High School			1	1		2
Seward Elem Communication Arts Ac	1					1
Shabonee School		1	2	1	1	5
Sherman Elem School	2	2	2			6
Skinner Elem School	1	1	1			3
Sor Juana Ines de la Cruz	1	1	1	1		4
South Elgin High School	1	1		1	1	4
South Holland SD 151				1	1	2
South Middle School	1					1
Southwest Elem School		1	1			2
Speed SEJA #802				1	1	2
Spring Ave Elem School	1	1	1			3
Spry Elem Community School				1		1
St Anne Comm High School	1					1
Strassburg Elem	1					1
Stratford Middle School	2	2	2	1	1	8
Suder Montessori Elem Magnet Schl	1					1
Summit Academy ALOP				1		1
Sycamore Middle School		1				1
Tarkington Elem School	1	1	1	1	1	5
Thornton Fractnl So High School			1			1
Thornton Township High School	1	3	3			7
Thornwood High School	1	1	1	1		4
Troy Middle School	1		1	1	1	4
Turner-Drew Elem Language Academy	1					1

Source: Illinois State Board of Education Annual Program Review - Candidate Query; Accessed 11/11/24

Compiled: Concordia University Chicago Office of Institutional Planning and Effectiveness

Count of Concordia University Chicago Graduate Completers per IL Public Employer School

Duplicated by Credential Awarded, last 5 years available

IL Public School - Employer	2018	2019	2020	2021	2022	Grand Total
Ulysses S Grant Intermediate Sch	1					1
Unity Jr High School	2	2	3			7
Univ of Chicago Chtr-Woodlawn		1	1			2
Urbana High School		1	1			2
Vanderpoel Elem Magnet School		1	2			3
Verda Dierzen Early Learning Ctr	1	1				2
Virgil I Grissom Middle School	1	1	1			3
W A Johnson Sch	1	1	1			3
W J Murphy Elem School			1			1
Wacker Elem School		1	2			3
Walker Intermediate School	1	2	2	1		6
Walker School	1					1
Walsh Elem School			1	1		2
Walter Henri Dyett High School for the Arts	2	2	2			6
Ward J Elem School			2	2		4
Ward L Elem School		1	1			2
Warren Elem School			1			1
Warren Township High School			1	1	1	3
Washington-McKinley Elem Sch	1	1				2
Waubonsie Valley High School			1			1
Wauconda High School			1	1		2
Waukegan CUSD 60				1	1	2
Wentworth Elem School	1					1
Wentworth Jr High School				2	2	4
West Aurora High School		1	1			2
West Chicago Community High School	1	1	1			3
West Elementary School		1	1			2
West Middle School		1				1
Westchester Intermediate School			1			1
Westchester Middle School	1	1	1	1	1	5
Westchester Primary School	1	1	1			3
Westdale Elem School	1	1	2			4
Western Trails Elem School	1	1	1			3
Westmont Jr High School	2	1	1			4
Westview Elem School	1	1	1			3
Wheaton Warrenville South H S	1	1	1			3
Whittier Elem School	2	2	2	1	1	8
William J Butler School			1			1
Willow Bend Elem School	1					1
Willowbrook High School			1	1		2
Willowbrook Middle School	1	1				2
Wilson Elem School			1			1
Wilson Elementary School			1	1	1	3
Windsor Elem School	1	1	1			3
Winnebago Elem School	1					1
Winston Campus Elementary			1	1		2
Wm Nashold Early Childhood Center	1					1
Woodland Middle School	1					1
Woodlawn Middle School	1			1		2

Count of Concordia University Chicago Graduate Completers per IL Public Employer School

Duplicated by Credential Awarded, last 5 years available

IL Public School - Employer	2018	2019	2020	2021	2022	Grand Total
Woodrow Wilson Elem School			1			1
Woodruff Career & Tech Center				1	1	2
Woodstock High School		1	1			2
York Comm High School	4	3	5	1	1	14
Yorkville High School	1	1	1			3
Yorkville Middle School	1	1				2
Zapata Elem Academy			1	1	1	3
Zion Central Middle School	2					2
Grand Total	163	164	216	85	45	673